

Bocchello elettrico getto

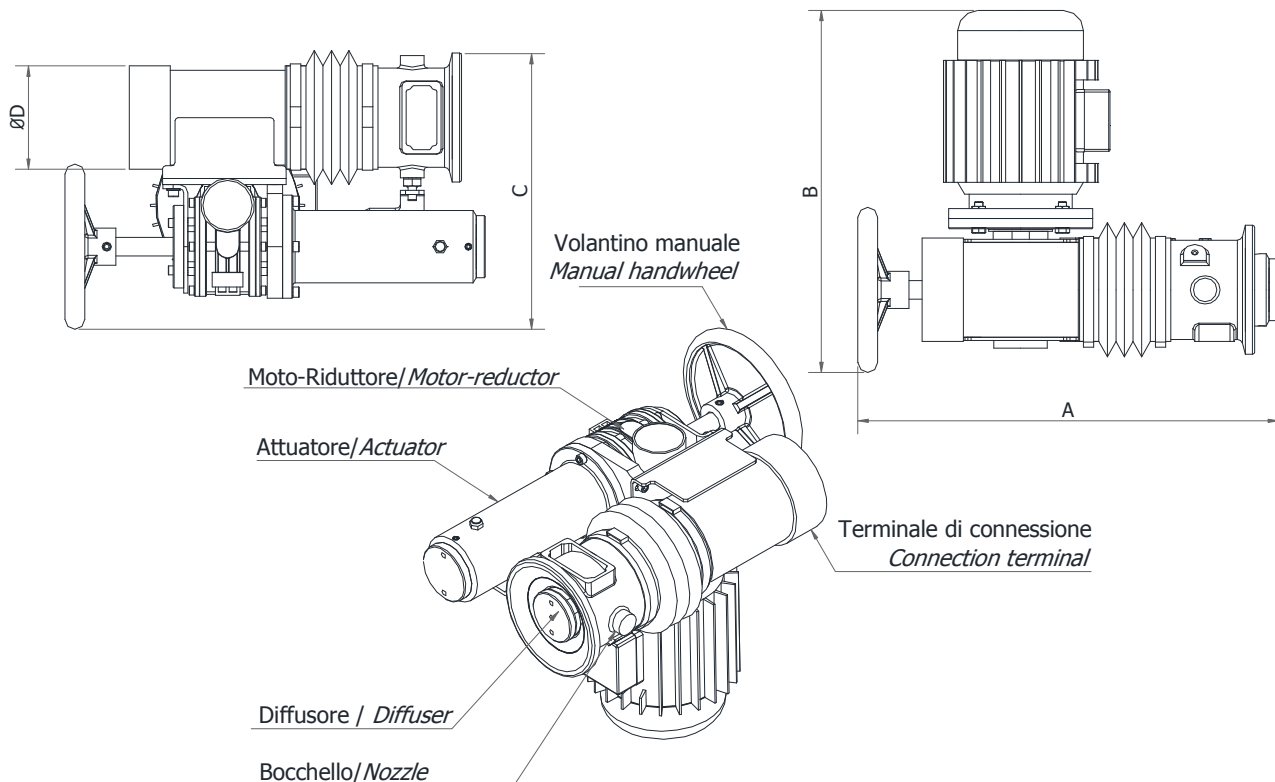
pieno/nebulizzato

Electric operated full jet / fog nozzle



Model

BPN-E1



Modello Model	Portata a 7 bar flow rate at 7 bar l/min	ØD GAS-BSP F	A	B	C	Peso, kg Weight, kg	
						AL*	BZ*
BPN-E1-5	500	3"	410	350	270	14	18
BPN-E1-10	1000	3"	410	350	270	14	18
BPN-E1-15	1500	3"	410	350	270	14	18
BPN-E1-20	2000	3"	410	350	270	14	18
BPN-E1-25	2500	3"	410	350	270	14	18

* AL: Lega leggera anodizzata (light anodized alloy) / BZ: Bronzo (bronze)

Specifiche – Specifications

Terminale di connessione : acciaio inox AISI 304	Connection terminal: Stainless steel AISI 304
Attuatore / moto riduttore : Lega leggera	Actuator / Motor-reductor: Light alloy
Bocchello: Lega leggera anodizzata o Bronzo	Nozzle: light anodized alloy or bronze
Diffusore: bronzo	Diffuser: bronze
Motore: 230V AC, 1F / 400V AC, 3F; 0,25 kW; IP 66	Motor: 230V AC, 1ph / 400V AC, 3ph; 0,25 kW; IP 66
Fine corsa meccanico con limitatori di coppia	End switch safety clutch
Finitura: ciclo di verniciatura CSI#2 (vedi sezione 0-3-3-2)	Finish: coating cycle CSI#2 (see section 0-3-3-2)

A richiesta – Optional

Motori con i voltaggi diversi	Motors with different voltages
Fine corsa elettrica / Potenzimetro	Electrical end switch / Potentiometer
Attuatori intelligenti AUMA®	AUMA® intelligent actuators
Motore elettrico versione ATEX: 0,18 kW	Electrical motor ATEX version: 0,18 kW
Portate diverse su richiesta	Different flow rates on request

Certificazioni - Certifications



C.S.I. s.r.l.

Rev. 15.1

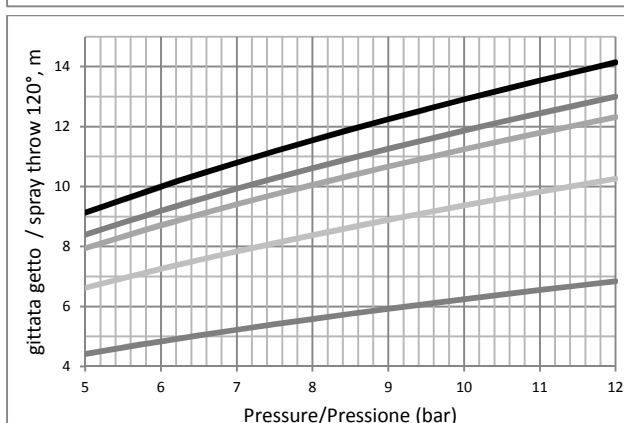
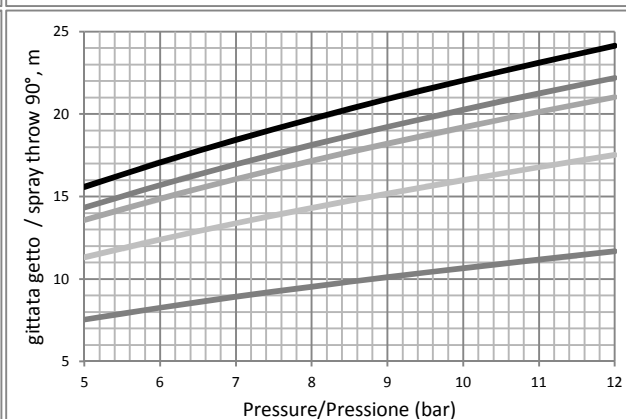
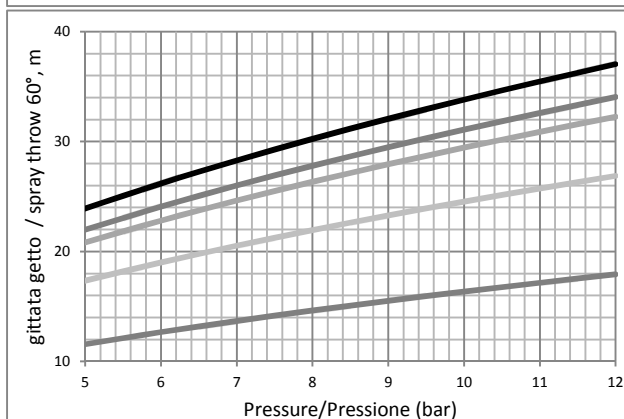
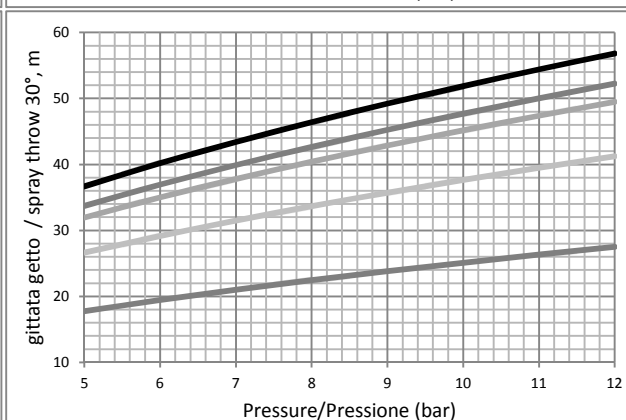
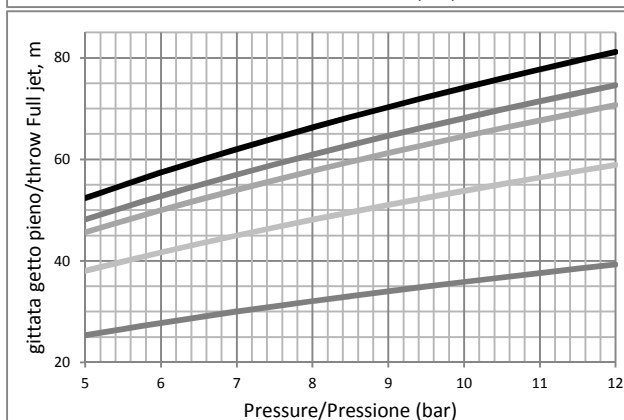
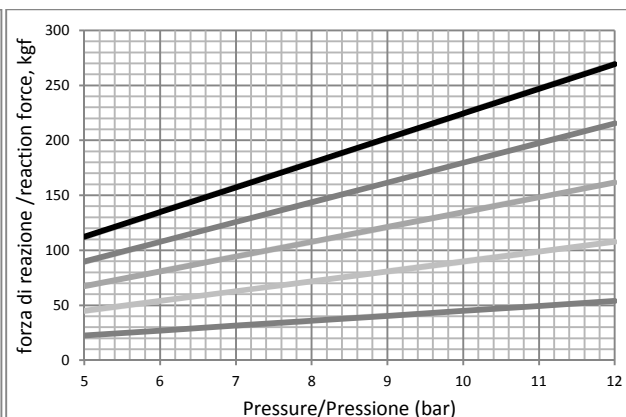
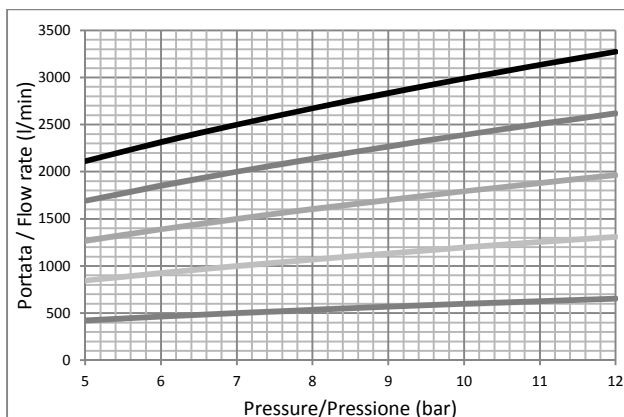
Bocchello elettrico getto

pieno/nebulizzato

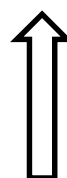
Electric operated full jet / fog nozzle

Model

BPN-E1



Ordine di lettura dei grafici
Graphics reading order



BPN-E1-25
BPN-E1-20
BPN-E1-15
BPN-E1-10
BPN-E1-5

Vedi sezione 4-2-0 per ulteriori informazioni / See section 4-2-0 for additional information

C.S.I. s.r.l.

Rev. 15.1